

Guzzla

products

Product Catalogue



Plumbing/Drainage **Fittings**



Civil/Strip Drain **Fittings**



NOTES

This image shows a single sheet of white paper with horizontal ruling lines. The lines are evenly spaced and run across the width of the page. There are no margins, text, or other markings on the paper.



LISTEN • DEVELOP • SUPPLY

Guzzla Products (A.D.&R.E. Barker Pty Ltd) are innovative providers of trade custom fittings for Plumbing, Drainage, Stormwater and Civil stripdrain fittings.

Based in Queensland on the Gold Coast, we are committed to serving our building and civil industry, we manufacture products created from within the industry. Our aim is to exchange difficult works for **simple winning Guzzla products.**

Years contracting within the industry has provided an understanding with our customers' needs. This on-going participation provides a mutual prosperity for all.

Using a product is the easiest way to recognize the benefits. If you have an enquiry please call.

The products contained within this brochure are only a select few of our trade direct product range.

Contact us **TODAY** to find out more.

p 07 5571 5141 **e** info@guzzla.com



100 IP x 90 D/P O'ring adaptor

Product Code
ORA



The O'ring Adaptor is designed to allow for ground movement relative to the house downpipe.

- (a) Overcomes the two fixed points struggle**
- (b) Overcomes reactive soil movement**

Assemble downpipe,
Slip on O-Ring Adaptor - use o-ring lubricant

1. Place downpipe into drain,
2. Up to gutter drop,
3. Fix brackets,
4. Glue joint and slip into drain.

Tested to 3m head for tank jobs.

Can accommodate about 5° misalignment


Take care - there are no scratches on the 90 D/P at O-Ring seal.

Where this joint is underground, tape it to prevent particle entry to O-Ring area.

This fitting allows for ground movement relative to the house.

Drainmaster

Product Code
DM



The Drainmaster was designed to overcome the difficulties Plumbers and Drainers experience with conventional stormwater pits. Not being able to achieve satisfactory surface finish height, Concreters and Landscapers often called upon the Plumber or Drainer to extend or lower the grate height. With the Drainmaster, it is a simple cut and glue procedure using PVC Weld cement, at the time when the Concreter and Landscaper is finishing off.

The Large inlet grate maximises water drain efficiency. It is designed for pedestrian traffic and has a strong grate and body with four internal pillar supports. At 225mm X 225mm square, it sits about 85 mm deep when cut off for use with 100mm pipe, or about 115 mm deep when used with 90mm pipe. It can be used for shallow pipes simply by connecting a 90 degree X 90mm stormwater elbow to connect your pipe. It has been designed to fit into a few different pipe sizes and types which are:

1. 100mm Agy-pipe
2. 100mm Stormflex
3. 100mm PVC Pipe
4. 90mm Stormwater Pipe

Female / Male Flex Adaptor

Product Code
FFA (female)
MFA (male)



The female flex Adaptor fits 90mm stormwater pipe directly to stormflex.
She is great for 90mm downpipes going into storm flex drains.

When the brickie cuts your Stormflex or the bobcat crushes it she will join up with the male flex adaptor for easy stormflex repairs.

She is definitely a handy fitting to have from time to time.

The Male Flex Adaptor has been designed to provide an easy to use adaptor to connect Stormflex type pipe to any 90mm s/w fitting as well as inside any 100mm dwv pipe.

You now have one fitting made for both 90mm and 100mm connections
Makes using Flexible stormwater pipe so simple.

It saves you Time and Money!!!

In Pipe Plug 100mm

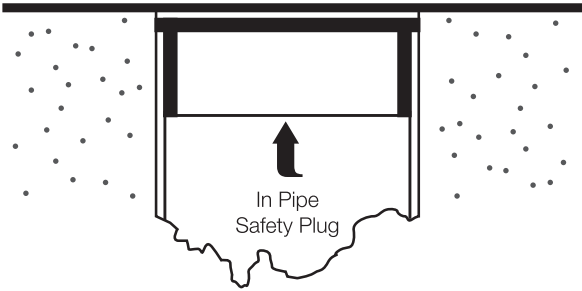
Product Code
IPP100

Can be fitted at floor level for safety. (No trip)

Solvent weld

No need to remove plugs to install Termimesh barriers

Remember when air testing to 4PSI, we recommend 2-3 hrs solvent cure time - cut upstand pipes and fit plugs at start of job to get maximum weld strength.



In Pipe Plug 40mm / 50mm

Product Code
IPP

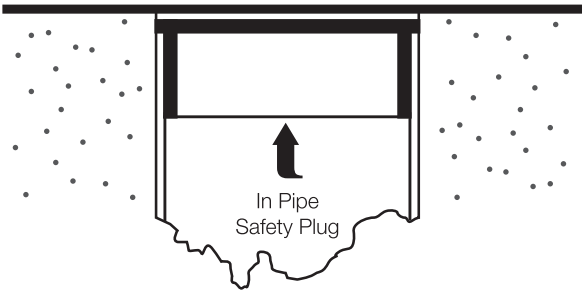
IPP50 (50 mm)
IPP40 (40 mm)

Can be fitted at floor level for safety. (No trip)

Solvent weld

No need to remove plugs to install Termimesh barriers

Remember when air testing to 4PSI, we recommend 2-3 hrs solvent cure time - cut upstand pipes and fit plugs at start of job to get maximum weld strength.



In Pipe Plug 65mm

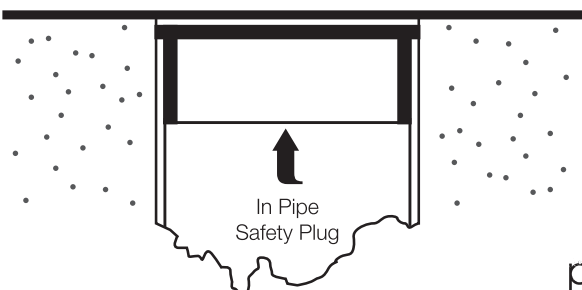
Product Code
IPP65

Can be fitted at floor level for safety. (No trip)

Solvent weld


No need to remove plugs to install Termimesh barriers

Remember when air testing to 4PSI, we recommend 2-3 hrs solvent cure time - cut upstand pipes and fit plugs at start of job to get maximum weld strength.



Water gate S/W

Product Code
WG



Makes Grate Connections
Easy to install with just 2 s/s screws (supplied) to suit the following pipes:

- 100 DWV Pipe - screw to (outside holes)
- 90mm SW Pipe - screw to (inside holes)
- 100 Agy Pipe - screw to (inside holes)
- 100 Stormflex Pipe - screw to (inside holes)

Keeps the frogs out of your pipes.

To clean access, just undo the 2 screws to remove the entire grate, which gives you full access to the pipe.

Temporary Down Pipe

Product Code
TDP

TDP/17 (17Mtr)
TDP/170 (170Mtr)
TDP/150 (150mm)

The Temporary Down Pipe is the time efficient and cost effective answer to council requirements for environment protection sediment and erosion control - under pollution from building sites.

This popular product increases production efficiency and safety for all trade aspects working in wet conditions.

The downpipe comes as a plastic lay flat tube that measures about 200mm across, and comes in 170m or 17 lengths.

TPD is also available to suit 150 mm downpipes.

Suggested fixing method:

1. At the downpipe drop in the gutter - roll your TDP over about 3 times like you would for the top of your socks. Slip it up over the drop and put 2 screws through the rolled TDP into the drop.
2. At the stormwater pipe end you can insert a short piece of the same pipe which has been slit so you can compress it inside the TDP water pipe to hold it open at that point. One screw through should secure.
3. Alternatively a lot of builders now fix it in place using duct tape on both ends.



Cupboard Plate Large 120 x 200

Product Code
CP/L

The 120mm X 200mm (large) Cupboard Plate may be used as a patch, or drilled to suit your needs, e.g., spa pumps, vanity basin services etc.

You'll never get caught on the job without the right size cupboard plate again.
Cupboard plates can be knocked out over 50mm pipe & peeled out to accommodate the following sizes.

- 40mm DWV Pipe and 40mm Socket
- 50mm DWV Pipe and 50mm Socket



Cupboard Plate Small 120 ROUND

Product Code
CP/S

The 120mm Round (small) Cupboard Plate may be used as a patch, or drilled to suit your needs, e.g., spa pumps, vanity basin services, etc.

You'll never get caught on the job without the right size cupboard plate again. Cupboard plates can be knocked out over 50mm pipe & peeled out to accommodate the following sizes.

- 40mm DWV Pipe and 40mm Socket
- 50mm DWV Pipe and 50mm Socket



Recessed Wall Plate – 1/2"

Product Code
RWP

BSP x 100 x Recess 12mm makes a tidy finish when your 19 BP is short. Use centre plug in 19BP to guide 57mm holesaw.



Smart - Ass

Product Code
CB

The Smart-Ass is a cover plate for dishwasher hoses and power leads in cupboards at wall penetrations.



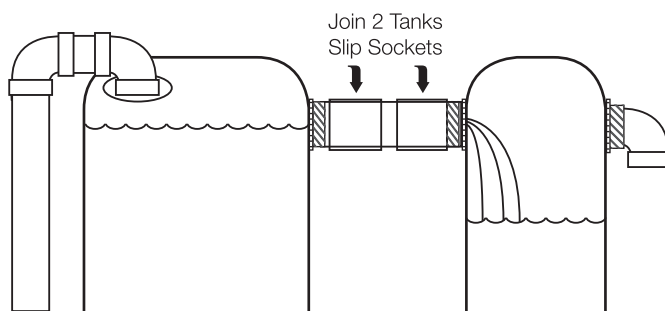
Tank Adaptor - In Pipe 100 x 90 M&F

Product Code
TA
TA 100



In Pipe 100 x 90 M&F Flanged Tank Adaptor

- Easy fit extended height overflow bend
- Use cheaper 90 F&F bends.
- 100 In Pipe flanged adaptor.
- Fit either way M or F.
- Adapts 90 to 100.



Slip Socket Plain/Lugs 100 S/W

Product Code
SS

SS (plain)
SS/L (lugs)



Your simple effective joiner for repairs and additions to stormwater pipes. We have a plain Slip Socket as well as one that has four brackets, which makes it very useful to secure to decks, etc., to locate 100mm pvc pipe in place.

Step 1. Slide socket on the pipe past the joint zone.

Step 2. Just glue both sides of joining pipes

Step 3. Then slip the socket over the glued joints quickly while glue remains wet.

90 S/W Slip Socket

Product Code
SS90



Your simple effective joiner for repairs and additions to stormwater pipes.

Step 1. Slide socket on the pipe past the joint zone.

Step 2. Just glue both sides of joining pipes

Step 3. Then slip the socket over the glued joints quickly while glue remains wet.

smarTEE100 - x 90 Inlet

Product Code
sTEE100

Guzzla smarTEEs are saddles that glue and screw onto existing 100mm stormwater pipes to enable a connection of 90mm s/w pipe simply by placing an 88mm holesaw inside the socket and cutting through.

We have two sizes. This size, the smarTEE100 saddles on to 100mm pipe and branched into 90mm pipes.

A great fitting - less time, effort and cost.



smarTEE90

Product Code
sTEE90

Guzzla smarTEEs are saddles that glue and screw onto existing stormwater pipes to enable a connection of 90mm s/w pipe simply by placing an 88mm holesaw inside the socket and cutting through.

We have two sizes. This size, the smarTEE 90 suits a connection of 90mm to existing 90mm pipe.

A great fitting - less time, effort and cost.



100mm Bolted Trap Screw

Product Code
IPBTS

The In Pipe Bolted Trap Screw suits 100mm DWV Pipe inspection openings. It is designed so that it can fit existing pipes, for repairs to damaged inspection openings, or simply for replacement of old bolted trap screws. Our In Pipe Bolted Trap Screw is a Watermark Product.

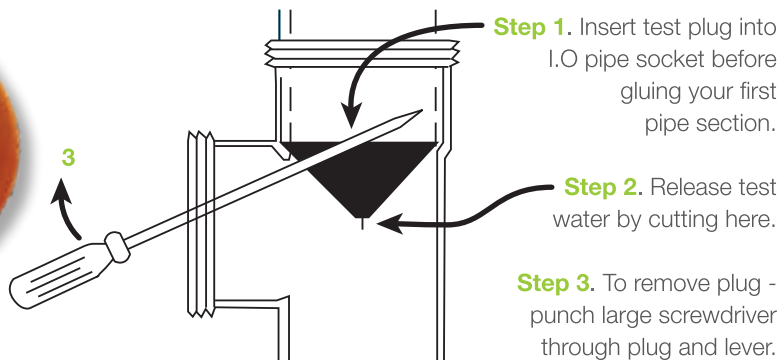


Disposable Test Plug +

Product Code
DTP+



The Disposable Test Plug is used for water testing 100mm pipework.
Place inside I.O.Pipe when you glue in the first upstream joint.
Use screwdriver to puncture test plug and pry out to remove.



90 Slab Repair Coupling

Product Code
SRC



Easy Joining to 90 stormwater pipe that has been cut or broken off at slab level.
No more chiselling concrete before you can join up again.

Joins inside pipe to outside pipe.

Can fit over 90mm pipe one end, or inside 90mm pipe the other end.

Floor Flange 100

Product Code
FF100



- Suits - Above floor vermin proofing
- Under floor to support pipe at penetrations
- Features - Predrilled flange w/screw targets

Bolted Trap Screw

Product Code
WBTS

WBTS/W (white)
WBTS/G (grey)
WBTS/SS (stainless steel)

The Bolted Trap Screw is designed for use in traffic areas, they also fit inside existing broken BTS for easy repairs.

Available in White, Grey or with Stainless Steel Top.



100mm Inpipe Org With Poly Surround

Product Code
IOP

The Guzzla 100mm Inpipe ORG finishing collar and grate in designed to be fitted with a black high density polyethylene surround, which is replaceable, tough, light weight and whipper snipper resistant. And is supplied as a complete unit.



Loose Black Grate

Product Code
LBG

The Loose Black Grate suits ORG collars.

It has been designed for quick and easy replacement of damaged or old grates in existing ORG collars.



In Pipe Finishing Collar

Product Code
IPFC



The In Pipe Finishing Collar suits 100mm DWV. Designed to fit existing pipes for easy repairs to damaged ORG openings.

Replaceable Poly ORG Surround

Product Code
RS



The Guzzla Poly Surround for our ORG finishing collar, light weight, tough and whipper snipper resistant.

Tee

Product Code
TEE



The Tee makes the junctioning of Agricultural pipe quick and easy.

It can be used to junction pipe sizes such as 100mm Ag Pipe, 100mm Stormflex Pipe, and even 90mm PVC Pipe. When used with the Guzzla Blank / Reducer, it can even be used for junctioning 80mm Ag Pipe, 65mm Ag Pipe, and 50mm Ag Pipe.

Blank/Reducer

Product Code
BR

The Blank / Reducer is a product of ours that has been designed for a couple of different uses, and like most of our other products are also designed to make your work easier.

The two different uses for this product are:

Reduce any outlet on our Aggy Tee to enable smaller aggy pipe to join into your 100mm aggy pipe.

Or Blank any outlet of the Aggy Tee to make it into a joiner or elbow.



Twist Plugs

Product Code
TP

TP100 (100 mm)
TP80 (80 mm)
TP65 (65 mm)

The Twist Plug is designed to be used as a blank that sits tightly in the corrugation at the end of your aggy pipe or Stormflex pipe.

It is really easy to install. Simply place the slit in the side of the plug over the end edge of your pipe that you wish to blank, then twist the plug around until it slips snug into the end of your pipe.

The Twist Plug also comes in three different sizes, 65mm, 80mm and 100mm, to suit various agricultural pipes.

It keeps brickies mud out of your Stormflex downpipe connections. Saves blockages and can be used time and time again.



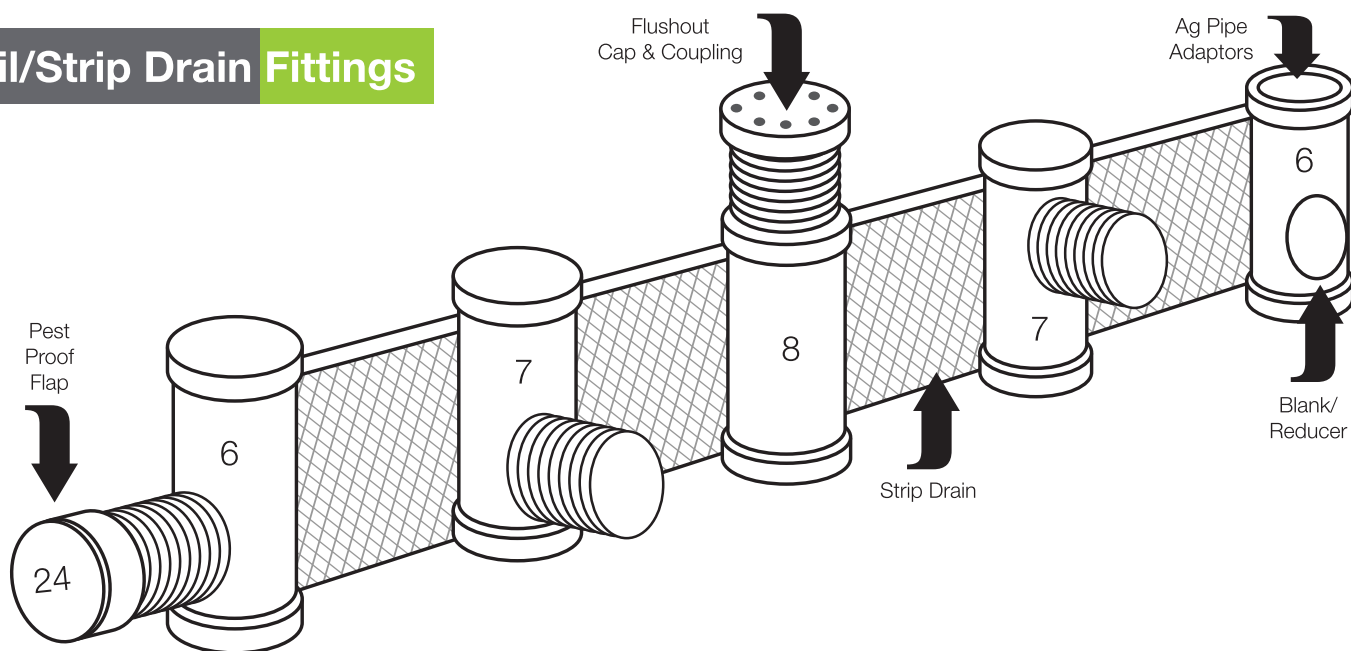
Pest Proof Flap

Product Code
PPF

This fitting can be used to protect your drain from blockages which frequently occur where pipe exit points are left open to toads, snakes, frogs and rodents. Suits 100 DWV, 100 Aggy Pipe and Stormflex pipe.



Civil/Strip Drain Fittings



End/Tee Fitting No 6 & 7

Product Code
SDT

SDE (end fitting)
SDT (T fitting)



This fitting provides the ability to exit water from your panel drain at several points along the drain length. As shown in the diagram, in the upside down position it will provide for horizontal flushout connection points along the drain lengths as well. Often designers will set out a drain with flushout points every fifty metres.

To Assemble:

- Step 1.** Remove caps.
- Step 2.** Screw fit Agcoil in hole.
- Step 3.** Slide in panel drain and recap.



Vertical Inlet Flushout Riser No 8

Product Code
VIFR

This fitting is used to provide vertical flushout connection.

To Assemble: Remove coupling at top and fit panel drain.

To Connect Agcoil Coupling: Deform the first two corrugations of the Agcoil inwards with your thumbs, then insert the first deformed corrugation into the couplings top end, now reform those corrugations. Now fit the coupling to the fitting. This fitting with a plain top cap can be used as a joiner for panel drain.

Vertical Strip Drain Adaptor Outlet

Product Code
VSDAO

Connects strip drain to Agy pipe at 90° for outlets where spraycrete walls cover tunnels and road cutting walls. Perfect for when stormwater needs to be exited to an outlet from strip drain.



Flushout Cap & Coupling

Product Code
FCC

The Cap & Coupling is designed to provide easy access to pipes at ground level for flushing with a hose to remove sediment and check drains are clear. It can be attached to either 100mm Agy pipe or 100mm Stormflex pipe.


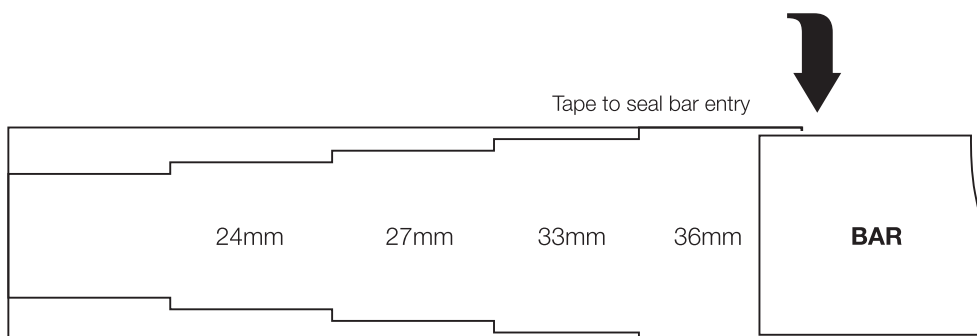
Used as a flushout point for strip drain and Agy pipe.



Barcap

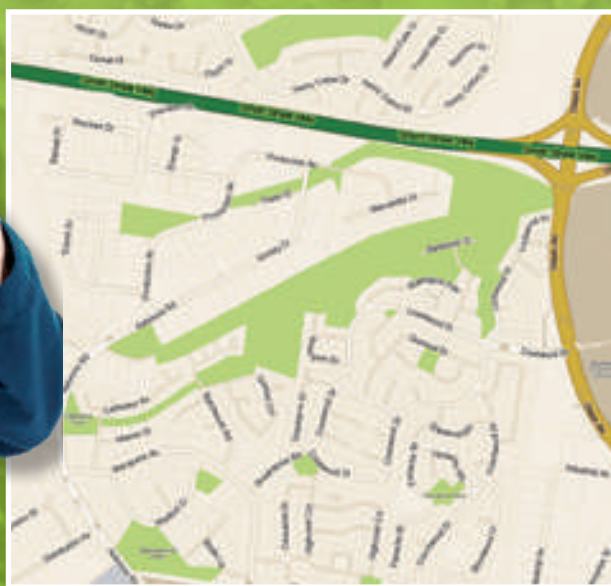
Product Code
BC

Easy push on to sized step and tape onto dowel. Suits sizes 24mm, 27mm, 33mm and 36mm expansion dowels.



Guzzla

products



07 5571 5141